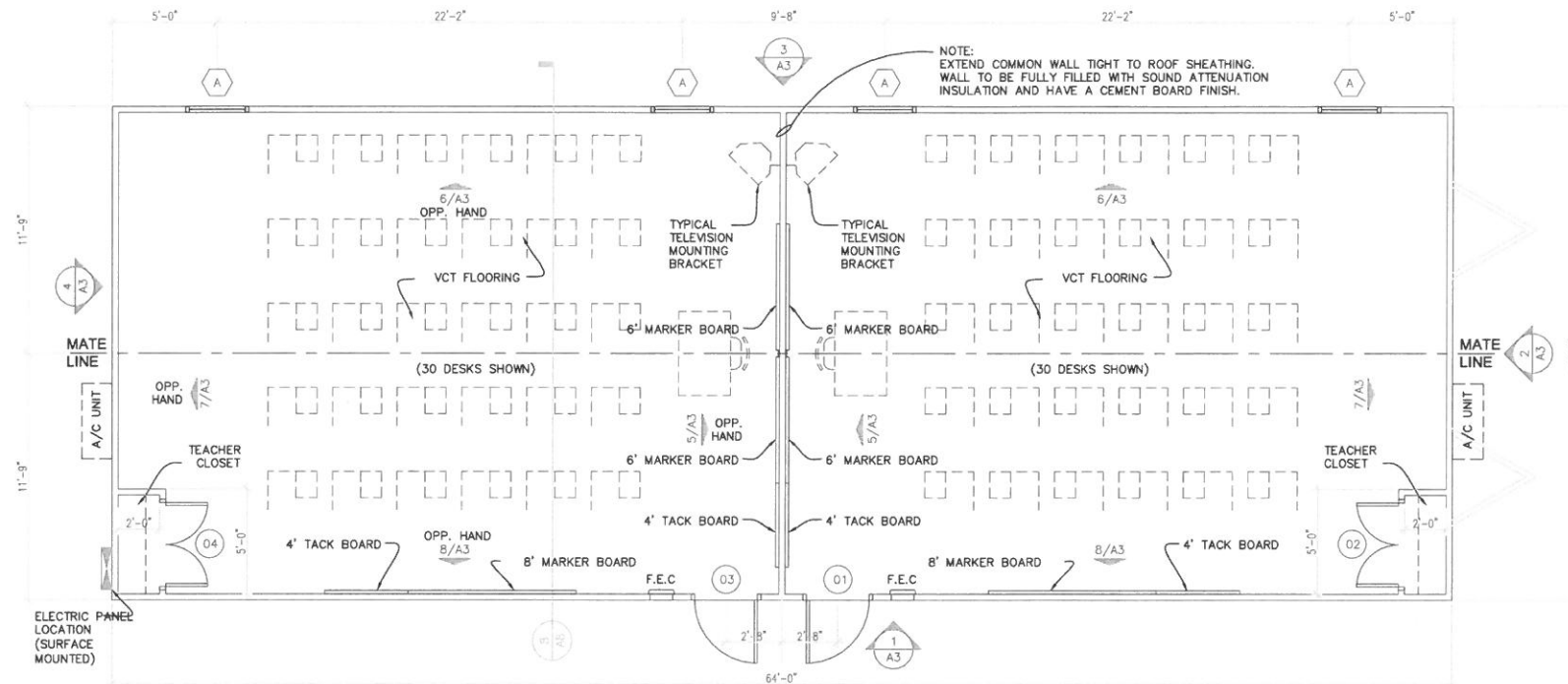
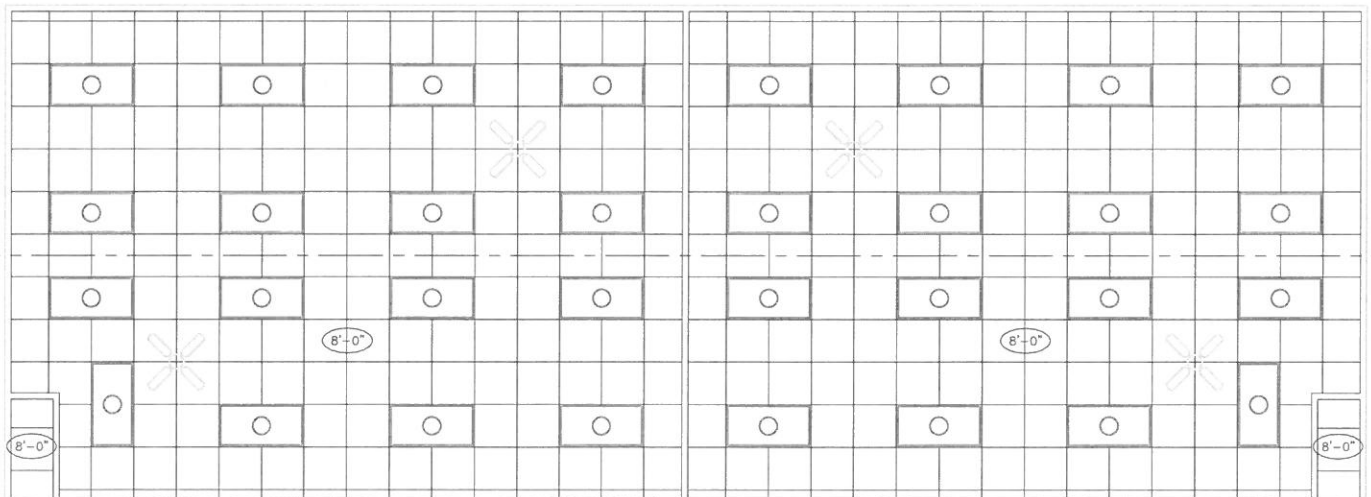


COPYRIGHT 2006, FAUNTLEROY & LATHAM ARCHITECTS, A.P.C.



TELEVISION MOUNTING BRACKET:
 TV (BY OWNER) / CONTRACTOR TO PROVIDE & INSTALL BLOCKING AND BRACKET. THE BRACKETS SHALL BE BRITFORD PLATFORM STYLE (MODEL #TVPW27-BK) MOUNTS WITH SECURITY BELT AND VCR BRACKETS, OR ARCHITECT APPROVED EQUAL / VERIFY LOCATION WITH OWNER (TYP.)

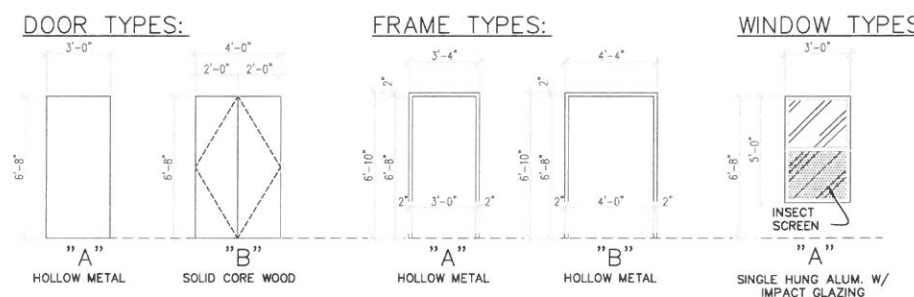
1 FLOOR PLAN
 SCALE: 1/4" = 1'-0"



LEGEND

	SUPPLY AIR, SEE MECHANICAL DRAWINGS		2 X 4 FLUORESCENT LIGHT FIXTURE, SEE ELECTRICAL DRAWINGS		EMERGENCY LIGHTING UNIT, SEE ELECTRICAL DRAWINGS
	RETURN AIR, SEE MECHANICAL DRAWINGS		CEILING FAN - LOW PROFILE		CEILING HEIGHT SYMBOL
	24" X 24" LAY IN CEILING, REFER TO SPECIFICATIONS FOR GRID TYPE AND ACOUSTICAL CEILING TILE TYPE		SURFACE MOUNTED LIGHT FIXTURE, SEE ELECTRICAL DRAWINGS		WALL MOUNTED LIGHT FIXTURE, SEE ELECTRICAL DRAWINGS
	PAINTED CEMENT BOARD CEILING		EXIT LIGHT, SEE ELECTRICAL DRAWINGS		

GENERAL NOTES:
 ARCHITECTURAL REFLECTED CEILING PLAN SHOWS THE GENERAL LAYOUT AND LOCATION OF ALL SYSTEMS. REFER TO MECHANICAL AND ELECTRICAL DRAWINGS FOR TYPE AND SIZE OF EACH FIXTURE.



DOOR SCHEDULE - CLASSROOM BUILDING


MARK	DOOR	MATL.	WIDTH	HEIGHT	THICK	HDW	FRAME	HEAD	JAMB	SILL	REMARKS
01	A	H.M.	3'-0"	6'-8"	1 3/4"	#1	A	1/AB	2/AB	3/AB	
02	B	SC. WD.	PR. 2'-0"	6'-8"	1 3/4"	#2	B	-	-	-	
03	A	H.M.	3'-0"	6'-8"	1 3/4"	#1	A	1/AB	2/AB	3/AB	
04	B	SC. WD.	PR. 2'-0"	6'-8"	1 3/4"	#2	B	-	-	-	

NOTE: H.M. - HOLLOW METAL, SC. WD. = SOLID CORE WOOD

WINDOW SCHEDULE - CLASSROOM BUILDING

MARK	TYPE	MATL.	WIDTH	HEIGHT	HEAD	JAMB	SILL	REMARKS
A	SINGLE HUNG	ALUM.	3'-0"	5'-0"	5/AB	6/AB	7/AB	IMPACT RESISTANT GLAZING WITH 1/2 INSECT SCREEN

DIMENSIONS ARE NOMINAL - VERIFY WITH MANUFACTURER



F&L
 architecture
 planning

Fauntleroy & Latham
 Architects, A.P.C.

229 St. John Lane
 Covington, LA 70433

985-893-4100 Tel.
 985-893-4128 Fax

www.fl-inc.com

PORTABLE BUILDINGS FOR
MADISONVILLE ELEMENTARY SCHOOL
ST. TAMMANY PARISH SCHOOL BOARD
 317 HWY. 1077, MADISONVILLE, LOUISIANA 70447

FLOOR PLANS
 REFLECTED CEILING PLANS

Job No: 207070

Drawn by: MAH
 Checked by: KAB

Date: 04JAN08
 Revised:

Sheet No:
A2
 of 8

THESE DRAWINGS ARE THE SOLE PROPERTY OF FAUNTLEROY & LATHAM ARCHITECTS, A.P.C. AND ARE ISSUED AS INSTRUMENTS OF SERVICE. THESE DRAWINGS SHALL NOT BE COPIED, REPRODUCED OR USED IN ANY MANNER WITHOUT WRITTEN CONSENT OF FAUNTLEROY & LATHAM ARCHITECTS, A.P.C.